

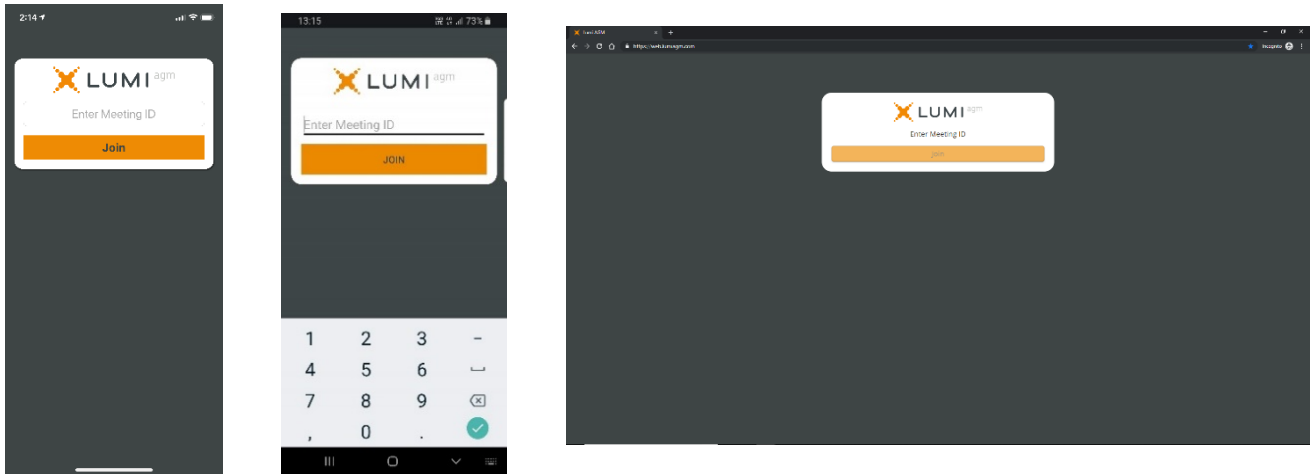
Annexure A

Cardno Limited ABN 70 108 112 303

LUMI GUIDE - VIRTUAL GENERAL MEETING

In order to participate at the General Meeting, Shareholders/members will need to download the Lumi AGM App onto their smartphone device. This is available in native app format (Android and iOS) and can be downloaded from the Google Play Store™ or the Apple® App Store by searching by app name “Lumi AGM”.

Alternatively, Lumi AGM can be accessed using any web browser on a PC, tablet or smartphone device. To vote using this method, please go to <https://web.lumiagm.com>.



Once Shareholders/members have opened the 'Lumi AGM' app or accessed the web address from a PC, they will be prompted to enter a unique 9-digit Meeting ID.

The Meeting ID is 387-074-500

When successfully authenticated, Shareholders/members will be directed to the home screen. The Home Screen displays the meeting name, the Meeting ID and your name. Along with any other information relevant to the meeting.

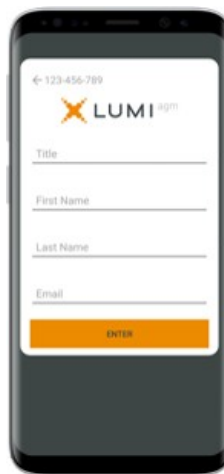
- 1 Enter the unique 9-digit Meeting ID provided above.
- 2 To proceed into the meeting, you will need to read and accept the Terms and Conditions.



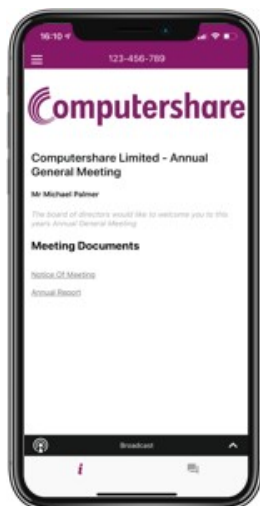
- 3 To register as a securityholder, select **'I have a login'** and enter your username (SRN or HIN) and password (postcode or country code)





- 3a If you are a visitor, or don't have your SRN or HIN, select **'I am a guest'** and enter your name and email details. Please note visitors will not be able to ask questions or vote at the meeting.







- 4 Once logged in, you will see the home page, which displays the meeting documents and information on the meeting. Icons will be displayed in different areas, depending on the device you are using.



- 5 **View the webcast**


To view proceedings, you must tap the broadcast arrow  on your screen. Video and/or slides of the meeting will appear after approx. 30 seconds*. Toggle between the up or down arrow  to view another screen. (*Dependant on the speed of your internet)



	The broadcast bar allows you to view and listen to the proceedings
	Home page icon, displays meeting information
	Questions icon, used to ask questions
	Voting icon, used to vote. Only visible when the Chairman opens poll

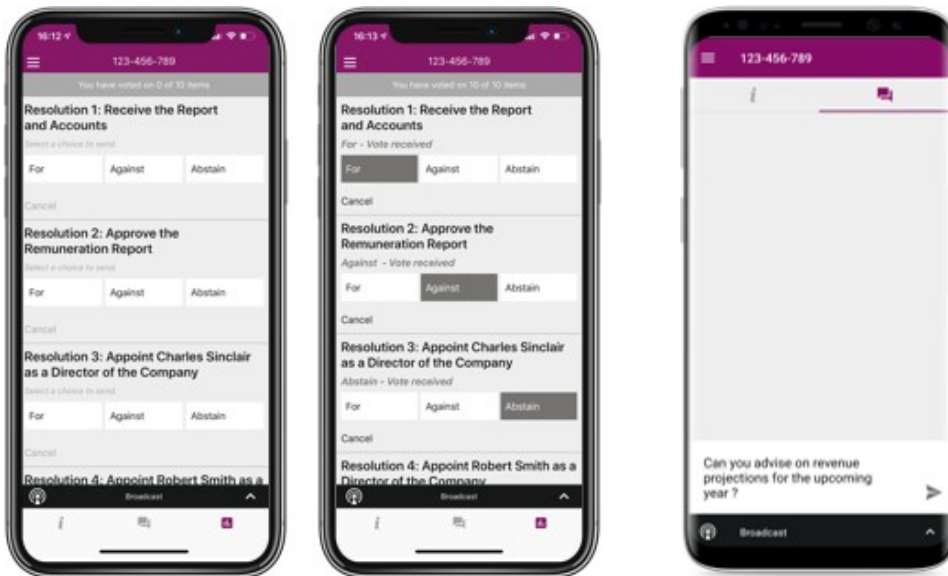
6 To Vote

When the Chairman declares the poll open:



- > A voting icon  will appear on your device and the Meeting Resolutions will be displayed.
- > To vote tap one of the voting options. Your response will be highlighted.
- > To change your vote, simply press a different option to override.

The number of items you have voted or yet to vote on, is displayed at the top of the screen.

Votes may be changed up to the time the Chairman closes the poll.



7 To Ask Questions

Tap on the Questions icon  to submit a question, type your question in the chat box at the bottom of the screen and then select the send icon .

Confirmation that your message has been received will appear.

On some devices, to vote, you may need to minimise the webcast by selecting the arrow in the broadcast bar, audio will still be available. To return to the webcast after voting, select the arrow again.